

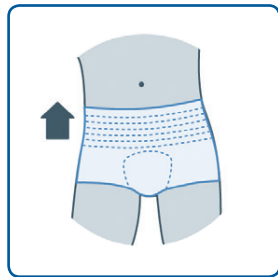
iD Pants (Pull up Pants)

iD Pants offer an ideal solution for managing moderate to heavy urinary incontinence. Pants can be worn and taken off like any regular underwear. These products combine comfort and discretion due to their elasticated waist and CottonFeel backsheet.

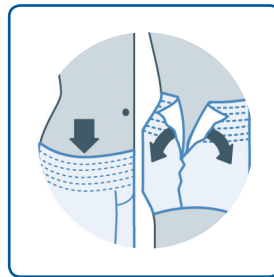
iD Pants Fitting Guide



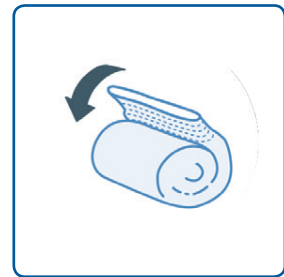
Start by folding the iD Pants in half lengthways to activate the anti-leak cuffs. Ensuring the sticker is at the back, step into the iD Pants and pull them up.



Adjust for comfort and security.



Remove the pants by either pulling them down or tearing the side seams.



Once removed, simply roll-up the pants and dispose of carefully.

iD Pants dos and don'ts

- ✓ Measure around the hips for correct size
- ✓ Assess for correct absorbency
- ✓ Pull pad all way up
- ✓ Ensure a close fit is achieved
- ✓ Tear side-seam to remove pad
- ✓ Use tape to wrap pad for disposal
- ✓ Pads can be removed from their packets up to an hour prior to use, to deliver optimum performance
- ✗ Never place one pad inside another to increase absorbency
- ✗ Never use talc, as it reduces the absorbency of the product
- ✗ When creams are prescribed, use sparingly to ensure the product works effectively